

Lasita IV 78

inward opening window and balcony door

Construction: one-framed inward opening, frame and sash depth 78 mm. Rebate inside for windowsill 10 x 27 mm. Rebate outside for water bar 10 x 27 mm.

Type: wooden or wooden aluminum.

Wood: knot-free glued laminated timber, details over 3000 mm are finger jointed.

Tree species: pine, oak, meranti.

Glass unit: standard *Lasita IV 78* has a triple glazed 40 mm glass unit: 2 energy saving glasses, 2 thermoplastic 14 mm partition bars, argon-filled. U-value of the glass unit 0,6 W/m²K.

Seals: 2 frame gaskets, 1 glazing seal.

Finishing: *wood* – finished in 4-layer system, waterbased colors and glazes, tones according to RAL-catalogue.
aluminum – anodised (silver, average brown, dark brown) or powder-colored according to RAL-catalogue.

Fittings: Roto NT fittings (also possible hidden hinges, safety fittings), one safety point is standard.

Handles: Hoppe (Tokyo model as standard) or Roto handles.

Opening types: turn operation, tilt operation, turn-tilt operation.

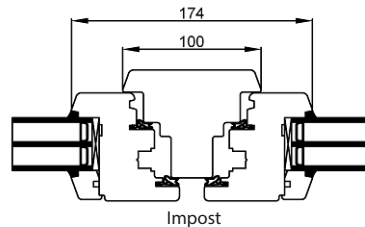
Glass divisions: impost, central roller, glazing bar, removable ghost bar, Vienna glazing bar with ghost bar, decorative bar inside glass unit.

Thermal conductivity: U-value 0,90 W/m²K*

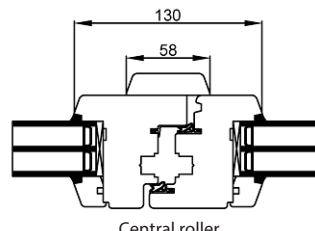
Sound insulation: Rw (C,Ctr) 32 (-1,-5) dB*

Custom shapes: cut corners, arcs, circles.

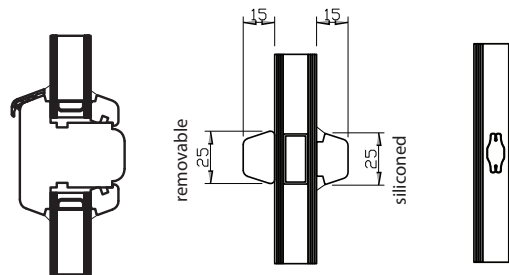
*calculated, opening window dimensions 1230x1480mm



Impost



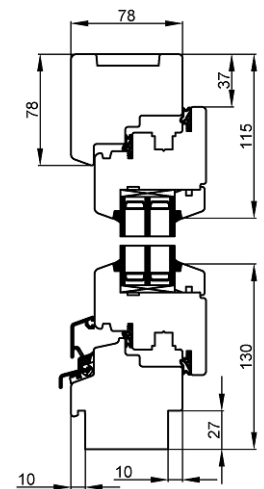
Central roller



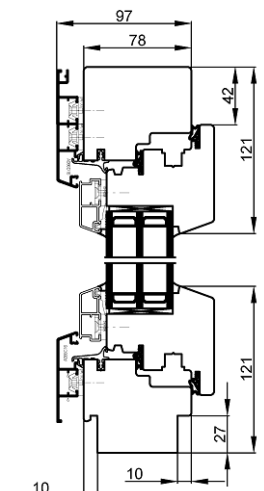
Glazing bar:
100 mm,
78 mm,
60 mm

Vienna glazing bar with
ghost bar:
25 mm

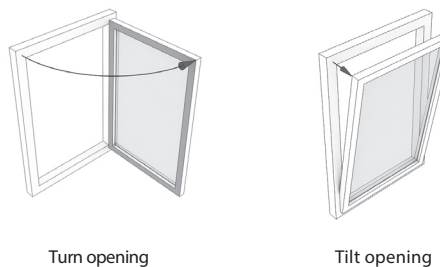
Decorative bar inside
glass unit:
26 mm,
18 mm,
7,5 mm



Wooden window



Wooden aluminum window

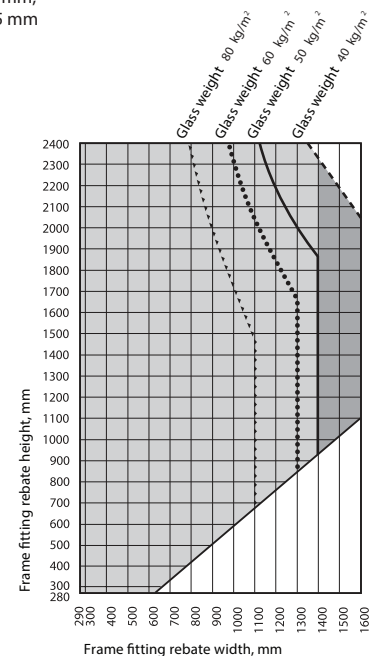


Turn opening

Tilt opening

Dimensions:

	turn-tilt opening	turn opening	tilt opening
Fitting width, mm	290-1600	290-1600	310-1400
Fitting height, mm	280-2400	280-2400	370-1200
Maximum frame weight, kg	130	130	80



Not allowed