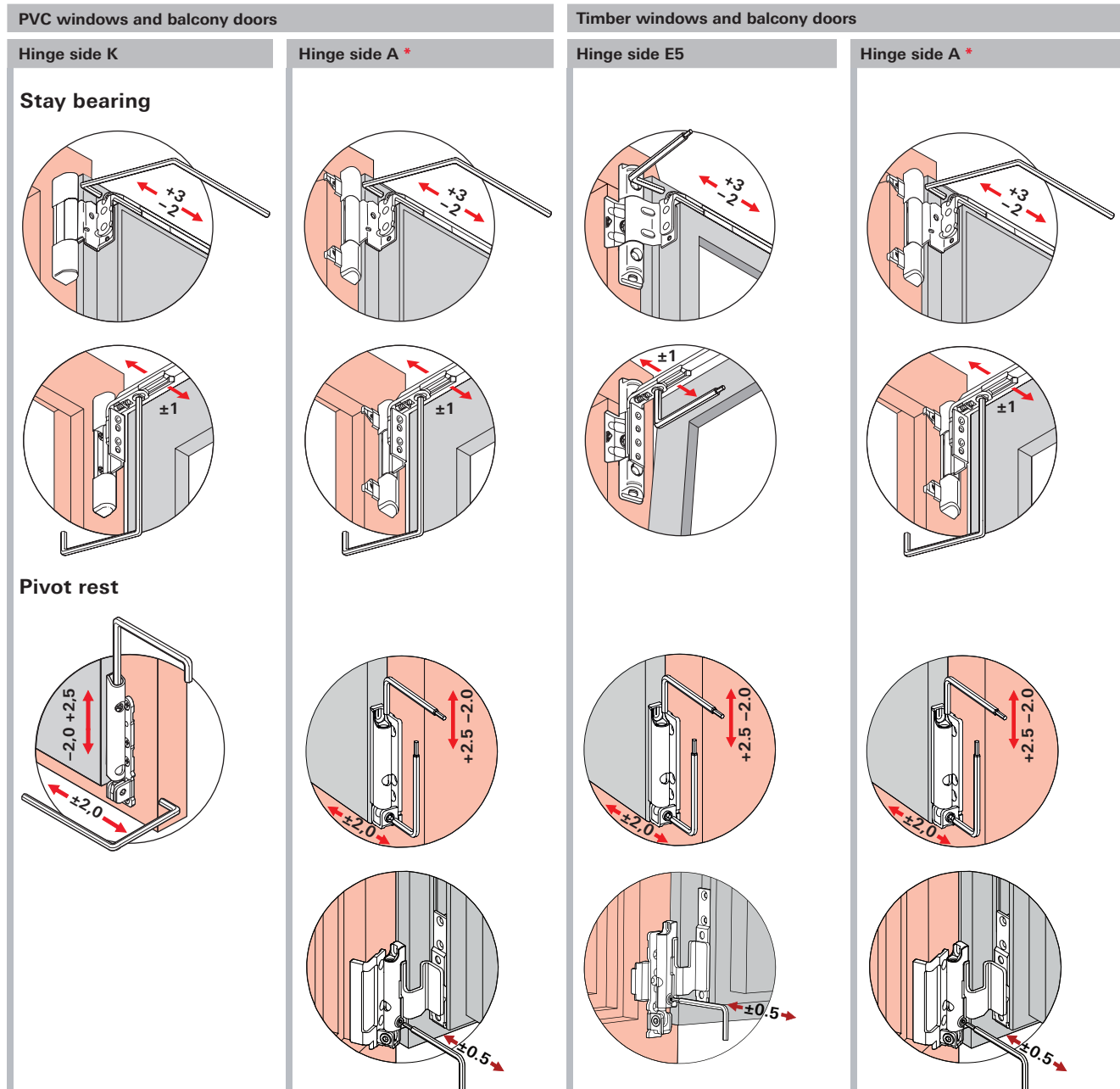
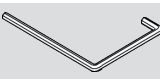



Adjusting Roto hardware components may only be carried out by authorised and qualified personnel.



*The indicated adjusting dimensions change upon use of cover caps (on stay bearing / pivot rest) and corner-rebate-security components.

Adjusting tools


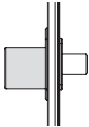
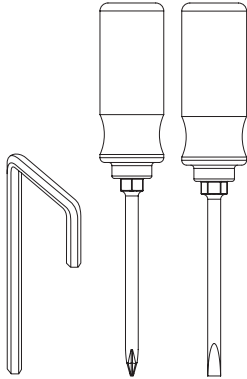
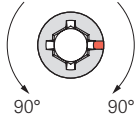
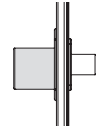
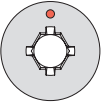
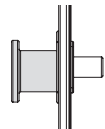
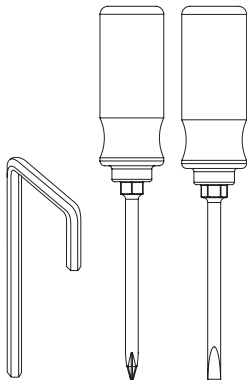
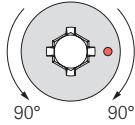
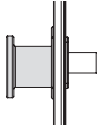



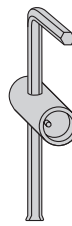
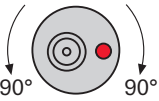
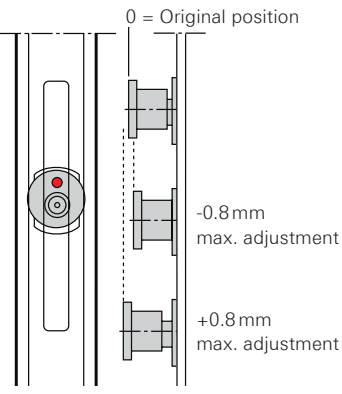
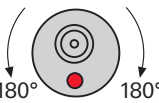
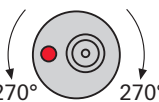

Figure	Description	Material no.
	4mm Allen key	208609
	2.5mm & 4mm Allen key	230764

Roto Frank AG Window and door technology

Wilhelm-Frank-Platz 1
70771 Leinfelden-Echterdingen
Germany
Telephone +49 711 7598-0 • Telefax +49 711 7598-253
info@roto-frank.com • www.roto-frank.com



Verstellhinweise Schließzapfen

Cam version	Adjustment range	Gasket-compression/mm	Height	Lateral view	Adjusting tool
Locking cam E					
					
	±0.8mm				
Locking cam P					
					
	±0.8mm				
Locking cam V					
Cam version	Adjustment range	Gasket-compression adjustment/mm	Height adjustment/mm	Top view/Lateral view	Adjusting tool
					
	±0.8mm		±0.2mm		
	-		±0.4mm		
	±0.8mm		±0.6mm		
	-		±0.8mm		

